



**MITYLITE**<sup>®</sup>  
COLLECTION



BANQUET  
PRESENTATION  
TABLES









# TAVOLO™

## MOBILE BUFFET TABLES

Tavolo Mobile Buffet Tables from MityLite are built with durability and linen-less presentation in mind. Unlike other MITY products that were made to be quickly and easily set up and broken down, Tavolo tables are meant to be a semi-permanent feature of a meeting or dining space, and are designed to be proudly displayed and showcased. Tavolo tables are constructed from solid maple or stainless steel frames, available in multiple stain colors, and use premium, scratch-resistant laminate tabletops for a variety of customized looks.



Farm

Country

Traditional



Urban





## TAVOLO™ TRADITIONAL

The Traditional's curvilinear legs create a visually compelling design and provide a fresh take on a traditional rolling buffet table. The outer sides of each leg are concave, making it visually lighter. The Traditional's construction exposes its 5" vintage casters, highlighting a popular design trend and adding visual interest.



## TAVOLO™ COUNTRY

The Country's design features curvilinear legs that freshen and lighten the look while the bottom shelf gives the Country a robust feel. One side of each leg is concave, while the skirting around the shelf has curved cut-outs, both of which help lighten the aesthetic of the lower portion of the table and provide room for a guest's feet as they use the table at an event.





## TAVOLO™ FARM

The Farm table features thick sections that give it a sturdy feel without compromising aesthetics. This inclusion, along with the rustic wood finish, create the look and feel of the classic farm table design. The table combines this traditional design with modern efficiency, with multiple shelves built into the frame on both ends. The angled-in end units bring a unique and compelling design element, as well as providing room for your feet as you roll the table.



## TAVOLO™ URBAN

The Urban's contemporary design features stainless steel legs that taper in, creating a durable yet elegant look. The Urban's mix of steel and maple accent panels add a sense of refinement and warmth to commercial settings.





# TAVOLO™

MOBILE BUFFET TABLES

**1** YEAR LIMITED WARRANTY




## TAVOLO AVAILABLE DIMENSIONS

WIDTH	LENGTH	HEIGHT	WEIGHT
30"	72"*	33"	192 lb.
30"	96"	33"	234 lb.

\*Urban Table offered only in 30"x72"

## FINISH OPTIONS & SIZES

### TAVOLO : SURFACE OPTIONS



Bianco Romano   Cosmos Granite   Cote D'Azur Noir   Fired Steel   Oiled Soapstone   Pearl Soapstone   Satin Stainless   White Carrara




Boardwalk\*\*   Silverwood\*\*   Barnwood\*\*

### TAVOLO MITY EDGE : POLYURETHANE EDGE COLOR OPTIONS



HM Soft White   HM Light Grey   Folkstone   Shaker Gray   Quarry   Walnut   Black

### TAVOLO : BASE STAIN FINISH OPTIONS



Cocoa Cherry   Cayenne Maple   Chocolate Pear   Charcoal   Black   Boardwalk Brown   Vintage Gray   Greige

\*\*Farm Table only





# ELEVARE™

## COLLAPSIBLE BUFFET TABLES

Elevare Collapsible Buffet Tables were created with the same commitment to durability and ease-of-use that goes into all MityLite products. Multiple patent-pending features provide safe and efficient set up and operation. Elevare tables come in two leg styles and three heights. The Tapered Leg features a modern, stainless steel finish, while the Rectangular Leg utilizes vertical accents and is available in a number of powder coats. The tabletops come in round or square, three different edge styles, and a variety of laminate options.



Tapered Leg



Rectangular Leg





## ELEVARE™ TAPERED LEG

Elevare Tables with the Tapered Leg style feature bold, pronounced lines that provide durability but maintain a sense of elegance, refinement, and lightness for an eye-catching look and feel. The stainless steel finish gives a modern, upscale look that can function as a stand alone table or in a group.



## ELEVARE™ RECTANGULAR LEG

The Rectangular Leg style on the Elevare Collapsible Buffet Table line offers a classic look with more customization options for your banquet space. Available in a number of powder coat finishes, its thin vertical accent tubes create visual interest and elevate the design, while providing the ability to match MityLite Reveal Meeting Room Tables and the design aesthetic of a property.





### SEAMLESS EDGE TABLETOP

3D laminate surface bonded and wrapped using high-strength adhesive over 5/8" [16mm] MDF and PVC Edge Band for increased edge durability.



### MITY EDGE TABLETOP

Extremely durable cast Polyurethane Knife Edge is chemically bonded to composite core. Commercial-grade High Pressure Decorative Laminate (HPDL) surface bonded to top surface.



### MATCHING EDGE TABLETOP

Commercial-grade High Pressure Decorative Laminate (HPDL) surface bonded to 18mm ultra-light plywood core and matching PVC edge band.



Tapered Leg



Rectangular Leg

### LEG STYLES

#### Tapered Leg

Contemporary look made from Stainless Steel.

#### Rectangular Leg

Classic look made from Powder-coated Aluminum. Available in a variety of finishes.



### LOCKING MECHANISM

Patent-pending Quick-Lock Mechanism. Audible and tactile click for true lock. Remains locked until sudden upward force is applied.



### SAFETY MECHANISM

Patent pending Finger-Saver Mechanism eliminates dangerous pinch points for improved transportation and assembly safety.




### ELEVARE MITY EDGE

#### ELEVARE MITY EDGE : SURFACE OPTIONS



#### ELEVARE MITY EDGE : POLYURETHANE EDGE COLOR OPTIONS



**1** YEAR TABLETOP LIMITED WARRANTY

**10** YEAR FRAME LIMITED WARRANTY

### ELEVARE SEAMLESS EDGE : SURFACE OPTIONS



### ELEVARE MATCHING EDGE : SURFACE OPTIONS


#### STANDARD CATEGORY I



#### CATEGORY II\*




#### CATEGORY III\*\*



\*Minimum order quantities may apply  
\*\* Upcharge and MOQ may apply

### ELEVARE : FRAME FINISH OPTIONS



ELEVARE FRAME SIZES AND WEIGHTS				
FRAME	MATERIAL	30" H	36" H	42" H
TAPERED 30" SQUARE	STAINLESS STEEL	15 - 25 lb.		
TAPERED 30" ROUND	STAINLESS STEEL			
TAPERED 36" SQUARE	STAINLESS STEEL			
TAPERED 36" ROUND	STAINLESS STEEL			
RECTANGULAR 30" SQUARE	ALUMINUM	10 - 20 lb.		
RECTANGULAR 30" ROUND	ALUMINUM			
RECTANGULAR 36" SQUARE	ALUMINUM			
RECTANGULAR 36" ROUND	ALUMINUM			

ELEVARE TABLETOP SIZES		
TABLETOP	SIZE	WEIGHT
SEAMLESS EDGE	30" SQUARE	21 lb.
SEAMLESS EDGE	30" ROUND	17 lb.
SEAMLESS EDGE	36" SQUARE	29.5 lb.
SEAMLESS EDGE	36" ROUND	24 lb.
MATCHING EDGE	30" SQUARE	12 lb.
MATCHING EDGE	30" ROUND	9.5 lb.
MATCHING EDGE	36" SQUARE	17.5 lb.
MATCHING EDGE	36" ROUND	13.5 lb.
MITY EDGE	30" SQUARE	30 lb.
MITY EDGE	30" ROUND	23 lb.
MITY EDGE	36" SQUARE	42 lb.
MITY EDGE	36" ROUND	33 lb.







## TAVOLO™ Mobile Buffet Tables

### WARRANTY

MityLite warrants its Tavolo Mobile Buffet Tables to be free from defects in materials and workmanship under normal use, service, and handling for one (1) year from the date of purchase.

### SUSTAINABILITY

Wilsonart® Laminate contains a minimum of 20% post-consumer re-cycled content (SCS-MC-002028). Wilsonart Laminate backers contain a minimum of 30% recycled content (SCS-MC-002027). Wilsonart is the first North American Laminate manufacturer to receive Forest Stewardship Council™ Certification Registration. (SCS-COC-002415) Wilsonart HD® High Definition® Laminate, as well as most Wilsonart Premium Laminates carrying AEON™ Enhanced Performance and premium finishes are FSC-certified.

## ELEVARE™ Collapsible Buffet Tables

### WARRANTY

MityLite warrants its Elevare Collapsible Buffet Tables to be free from defects in materials and workmanship under normal use, service, and handling for ten (10) years on the frame and one (1) year on the tabletop from the date of purchase.

### SUSTAINABILITY

Wilsonart® Laminate contains a minimum of 20% post-consumer re-cycled content (SCS-MC-002028). Wilsonart Laminate backers contain a minimum of 30% recycled content (SCS-MC-002027). Wilsonart is the first North American Laminate manufacturer to receive Forest Stewardship Council™ Certification Registration. (SCS-COC-002415) Wilsonart HD® High Definition® Laminate, as well as most Wilsonart Premium Laminates carrying AEON™ Enhanced Performance and premium finishes are FSC-certified.

